

new items

April
2023

* Bu dökümandaki tüm ürün açıklamaları, parça numaraları ve veriler sadece bilgi amaçlıdır. All product descriptions, part number and data included in this document are used for information



RODRUNNER
STEERING & SUSPENSION PARTS

www.rodrunnerparts.com

RODRUNNER REF NO: IA-CH-1122

 ADAPTABLE **CHEVROLET**
Idler Arm

Moog
 Type/RWD/W/12mm


Weight: 1,56 Length: 156 Bolt Metric: M12X1,25

MODEL NO	BODY	YEAR	DIRECTION	OEM NO
ASTRO	2nd Gen	1995-2005	Front	K6365T, 12479343, 26016644

RODRUNNER REF NO: IA-CH-1122

 ADAPTABLE **GMC**
Idler Arm

Moog
 Type/RWD/W/12mm


Weight: 1,56 Length: 156 Bolt Metric: M12X1,25

MODEL NO	BODY	YEAR	DIRECTION	OEM NO
SAFARI	2nd Gen	1995-2005	Front	K6365T, 12479343, 26016644

RODRUNNER REF NO: IA-CH-1211

 ADAPTABLE **CHEVROLET**
Idler Arm
Moog Type


Weight: 1,958 Length: 162 Bolt Metric: M12X1,25

MODEL NO	BODY	YEAR	DIRECTION	OEM NO
ASTRO	2nd Gen	1995-2005	Front	K6392T, 12479345

RODRUNNER REF NO: IA-CH-1211

 ADAPTABLE **GMC**
Idler Arm
Moog Type


Weight: 1,958 Length: 162 Bolt Metric: M12X1,25

MODEL NO	BODY	YEAR	DIRECTION	OEM NO
SAFARI	2nd Gen	1995-2005	Front	K6392T, 12479345

RODRUNNER REF NO: TC-CR-518

 ADAPTABLE **CHRYSLER**
Lateral Arm
Moog Type


Weight: 1,18 Length: 368,5

MODEL NO	BODY	YEAR	DIRECTION	OEM NO
300	1st Gen	2005-2010	Rear Lower Forward	RK641772, 4782836AA, 4782836AB, 4782836AB

RODRUNNER REF NO: TC-CR-518

 ADAPTABLE **CHRYSLER**
Lateral Arm
Moog Type


Weight: 1,18 Length: 368,5

MODEL NO	BODY	YEAR	DIRECTION	OEM NO
300	2nd Gen	2011-2023	Rear Lower Forward	RK641772, 4782836AA, 4782836AB, 4782836AB

RODRUNNER REF NO: TC-CR-518

 ADAPTABLE **DODGE**
Lateral Arm
Moog Type


Weight: 1,18 Length: 368,5

MODEL NO	BODY	YEAR	DIRECTION	OEM NO
CHALLENGER	3rd Gen	2008-	Rear Lower Forward	RK641772, 4782836AA, 4782836AB, 4782836AB

RODRUNNER REF NO: TC-CR-518

 ADAPTABLE **DODGE**
Lateral Arm
Moog Type


Weight: 1,18 Length: 368,5

MODEL NO	BODY	YEAR	DIRECTION	OEM NO
CHARGER	6th Gen	2006-2010	Rear Lower Forward	RK641772, 4782836AA, 4782836AB, 4782836AB

RODRUNNER REF NO: TC-CR-518

 ADAPTABLE **DODGE**
Lateral Arm
Moog Type


Weight: 1,18 Length: 368,5

MODEL NO	BODY	YEAR	DIRECTION	OEM NO
CHARGER	7th Gen	2011-	Rear Lower Forward	RK641772, 4782836AA, 4782836AB, 4782836AB

RODRUNNER REF NO: TC-CR-518

 ADAPTABLE **DODGE**
Lateral Arm
Moog Type


Weight: 1,18 Length: 368,5

MODEL NO	BODY	YEAR	DIRECTION	OEM NO
MAGNUM	2nd Gen	2004-2009	Rear Lower Forward	RK641772, 4782836AA, 4782836AB, 4782836AB

RODRUNNER REF NO: IA-DO-551

 ADAPTABLE **DODGE**
Idler Arm

Moog
 Type/RWD/W/16.5mm


Weight: 2,633 Length: 145 Bolt Metric: 5/8" 18 UNF RH

MODEL NO	BODY	YEAR	DIRECTION	OEM NO
RAM 2500	2nd Gen	1994-2001	Front	K7225T, 52038589

RODRUNNER REF NO: IA-DO-551

 ADAPTABLE **DODGE**
Idler Arm

Moog
 Type/RWD/W/16.5mm


Weight: 2,633 Length: 145 Bolt Metric: 5/8" 18 UNF RH

MODEL NO	BODY	YEAR	DIRECTION	OEM NO
RAM 3500	2nd Gen	1994-2001	Front	K7225T, 52038589

RODRUNNER REF NO: IA-DO-571

 ADAPTABLE **DODGE**
Idler Arm

Moog
 Type/4WD/W/12mm


Weight: 2,58 Length: 153 Bolt Metric: M14X1,5

MODEL NO	BODY	YEAR	DIRECTION	OEM NO
DAKOTA	2nd Gen	1997-2004	Front	K7246T, 52038836, 52106084

RODRUNNER REF NO: IA-DO-571

 ADAPTABLE **DODGE**
Idler Arm

Moog
 Type/4WD/W/12mm
YEAR ONLY
1998-1999


Weight: 2,58 Length: 153 Bolt Metric: M14X1,5

MODEL NO	BODY	YEAR	DIRECTION	OEM NO
DURANGO	1st Gen	1998-2003	Front	K7246T, 52038836, 52106084

RODRUNNER REF NO: LS-FO-1506

 ADAPTABLE **FORD**
Stabilizer Bar Link


Weight: 0,4 Length: 176

MODEL NO	BODY	YEAR	DIRECTION	OEM NO
TAURUS	1st Gen	1986-1991	Rear	K8806, E6DZ5C488A

RODRUNNER REF NO: LS-FO-1506

 ADAPTABLE **FORD**
Stabilizer Bar Link


Weight: 0,4 Length: 176

MODEL NO	BODY	YEAR	DIRECTION	OEM NO
TAURUS	2nd Gen	1992-1995	Rear	K8806, E6DZ5C488A

RODRUNNER REF NO: LS-FO-1506

 ADAPTABLE **MERCURY**
Stabilizer Bar Link


Weight: 0,4 Length: 176

MODEL NO	BODY	YEAR	DIRECTION	OEM NO
SABLE		1986-1997	Rear	K8806, E6DZ5C488A

RODRUNNER REF NO: LS-FO-1506

 ADAPTABLE **MERCURY**
Stabilizer Bar Link


Weight: 0,4 Length: 176

MODEL NO	BODY	YEAR	DIRECTION	OEM NO
SABLE	2nd Gen	1992-1995	Rear	K8806, E6DZ5C488A

RODRUNNER REF NO: TC-HY-1228

 ADAPTABLE **HYUNDAI**
Lateral Arm

To 5-17-17 / FWD



Weight: 1,916 Length: 394

MODEL NO	BODY	YEAR	DIRECTION	OEM NO
TUCSON	TL	2016-2021	Rear Right	55280D3200

RODRUNNER REF NO: TC-HY-1228

 ADAPTABLE **KIA**
Lateral Arm

To 5-17-17 / FWD



Weight: 1,916 Length: 394

MODEL NO	BODY	YEAR	DIRECTION	OEM NO
SPORTAGE	QL	2017-2022	Rear Right	55280D3200

RODRUNNER REF NO: TC-HY-1229

 ADAPTABLE **HYUNDAI**
Lateral Arm

To 5-17-17 / FWD



Weight: 1,916 Length: 394

MODEL NO	BODY	YEAR	DIRECTION	OEM NO
TUCSON	TL	2016-2021	Rear Left	55270H3000

RODRUNNER REF NO: TC-HY-1229

 ADAPTABLE **KIA**
Lateral Arm

To 5-17-17 / FWD



Weight: 1,916 Length: 394

MODEL NO	BODY	YEAR	DIRECTION	OEM NO
SPORTAGE	QL	2017-2022	Rear Left	55270H3000

RODRUNNER REF NO: TC-HY-1238

 ADAPTABLE **HYUNDAI**
Lateral Arm


Weight: 1,144 Length: 316

MODEL NO	BODY	YEAR	DIRECTION	OEM NO
ELANTRA	CN7	2021-	Rear Right Upper	55101G4AA0

RODRUNNER REF NO: TC-HY-1238

 ADAPTABLE **HYUNDAI**
Lateral Arm


Weight: 1,144 Length: 316

MODEL NO	BODY	YEAR	DIRECTION	OEM NO
I30	PD	2017-	Rear Right Upper	55101G4AA0

RODRUNNER REF NO: TC-HY-1238

 ADAPTABLE **HYUNDAI**
Lateral Arm


Weight: 1,144 Length: 316

MODEL NO	BODY	YEAR	DIRECTION	OEM NO
KONA	OS	2018-2023	Rear Right Upper	55101G4AA0

RODRUNNER REF NO: TC-HY-1238

 ADAPTABLE **KIA**
Lateral Arm


Weight: 1,144 Length: 316

MODEL NO	BODY	YEAR	DIRECTION	OEM NO
CEED	CD	2018-	Rear Right Upper	55101G4AA0

RODRUNNER REF NO: TC-HY-1239

 ADAPTABLE **HYUNDAI**
Lateral Arm


Weight: 1,144 Length: 316

MODEL NO	BODY	YEAR	DIRECTION	OEM NO
ELANTRA	CN7	2021-	Rear Left Upper	55100G4AA0

RODRUNNER REF NO: TC-HY-1239

 ADAPTABLE **HYUNDAI**
Lateral Arm


Weight: 1,144 Length: 316

MODEL NO	BODY	YEAR	DIRECTION	OEM NO
I30	PD	2017-	Rear Left Upper	55100G4AA0

RODRUNNER REF NO: TC-HY-1239

 ADAPTABLE **HYUNDAI**
Lateral Arm


Weight: 1,144 Length: 316

MODEL NO	BODY	YEAR	DIRECTION	OEM NO
KONA	OS	2018-2023	Rear Left Upper	55100G4AA0

RODRUNNER REF NO: TC-HY-1239

 ADAPTABLE **KIA**
Lateral Arm


Weight: 1,144 Length: 316

MODEL NO	BODY	YEAR	DIRECTION	OEM NO
CEED	CD	2018-	Rear Left Upper	55100G4AA0

RODRUNNER REF NO: AJ-IN-1003

 ADAPTABLE **INFINITI**
Tie Rod
Moog Type


Weight: 0,554 Length: 239 Bolt Metric: M14X1,5 Housing Metric: M16X1

MODEL NO	BODY	YEAR	DIRECTION	OEM NO
M45	Y34	2002-2004	Front	EV800568, 48521CR925, 48521CR985

RODRUNNER REF NO: AJ-IN-193

 ADAPTABLE **INFINITI**
Tie Rod
**YEAR ONLY
2013**


Weight: 0,443 Length: 170 Bolt Metric: M14X1,5 Housing Metric: M18X1,5

MODEL NO	BODY	YEAR	DIRECTION	OEM NO
FX37	S51	2008-2013	Front	D8E211CA0D

RODRUNNER REF NO: AJ-IN-193

 ADAPTABLE **INFINITI**
Tie Rod
**YEAR ONLY
2013**


Weight: 0,443 Length: 170 Bolt Metric: M14X1,5 Housing Metric: M18X1,5

MODEL NO	BODY	YEAR	DIRECTION	OEM NO
FX50	S51	2008-2013	Front	D8E211CA0D

RODRUNNER REF NO: AJ-IN-193

 ADAPTABLE **INFINITI**
Tie Rod



Weight: 0,443 Length: 170 Bolt Metric: M14X1,5 Housing Metric: M18X1,5

MODEL NO	BODY	YEAR	DIRECTION	OEM NO
QX70	S51	2013-2017	Front	D8E211CA0D

RODRUNNER REF NO: TC-IN-218

 ADAPTABLE **INFINITI**
**Control Arm and Ball Joint
Assembly**
**YEAR ONLY
2003-2006**



Weight: 1,118 Length: 248 Bolt Metric: M12X1,25

MODEL NO	BODY	YEAR	DIRECTION	OEM NO
G35	V35	2003-2008	Front Right Upper	54524AQ300
COMPONENTS	NUMBER	NAME	DIRECTION	OEM NO
	BC-NI-BS114	Control Arm Bushing	Front Upper	54524AL500*, 54525AL500*

RODRUNNER REF NO: TC-IN-219

 ADAPTABLE **INFINITI**
**Control Arm and Ball Joint
Assembly**
**YEAR ONLY
2003-2006**


Weight: 1,118 Length: 248 Bolt Metric: M12X1,25

MODEL NO	BODY	YEAR	DIRECTION	OEM NO
G35	V35	2003-2008	Front Left Upper	54525AQ300
COMPONENTS	NUMBER	NAME	DIRECTION	OEM NO
	BC-NI-BS114	Control Arm Bushing	Front Upper	54524AL500*, 54525AL500*

RODRUNNER REF NO: TC-KI-768

 ADAPTABLE **KIA**
Lateral Arm


Weight: 1,729 Length: 424,5

MODEL NO	BODY	YEAR	DIRECTION	OEM NO
SORENTO	UM	2015-2020	Rear Right	55280C5050

RODRUNNER REF NO: TC-KI-769

 ADAPTABLE **KIA**
Lateral Arm


Weight: 1,729 Length: 424,5

MODEL NO	BODY	YEAR	DIRECTION	OEM NO
SORENTO	UM	2015-2020	Rear Left	55270C5050

RODRUNNER REF NO: IA-LN-331

 ADAPTABLE **LINCOLN**
Idler Arm

Moog Type



Weight: 1,164 Length: 131,5

MODEL NO	BODY	YEAR	DIRECTION	OEM NO
TOWN CAR	FN36/116	1990-1997	Front	K8283, D9AZ3355A, D9AZ3355A

RODRUNNER REF NO: IA-LN-331

 ADAPTABLE **LINCOLN**
Idler Arm

 Moog Type
YEAR ONLY
1998-2002


Weight: 1,164 Length: 131,5

MODEL NO	BODY	YEAR	DIRECTION	OEM NO
TOWN CAR	FN145	1998-2011	Front	K8283, D9AZ3355A, D9AZ3355A

RODRUNNER REF NO: IA-LN-331

 ADAPTABLE **FORD**
Idler Arm
Moog Type


Weight: 1,164 Length: 131,5

MODEL NO	BODY	YEAR	DIRECTION	OEM NO
CROWN VICTORIA	EN53	1992-1997	Front	K8283, D9AZ3355A, D9AZ3355A

RODRUNNER REF NO: IA-LN-331

 ADAPTABLE **FORD**
Idler Arm
Moog Type
YEAR ONLY
1998-2002


Weight: 1,164 Length: 131,5

MODEL NO	BODY	YEAR	DIRECTION	OEM NO
CROWN VICTORIA	EN114	1998-2012	Front	K8283, D9AZ3355A, D9AZ3355A

RODRUNNER REF NO: AJ-LX-383

 ADAPTABLE **LEXUS**
Tie Rod
Moog Type



Weight: 0,549 Length: 183 Bolt Metric: M14X1,5 Housing Metric: M18X1,5

MODEL NO	BODY	YEAR	DIRECTION	OEM NO
LS460	XF30	2001-2006	Front	EV800044, 4550359065

RODRUNNER REF NO: TC-M-1098

 ADAPTABLE **MERCEDES**
Control Arm and Ball Joint Assembly
**Steel Suspension W/
Variable Dampina**



Weight: 4,055 Length: 366,8 Bolt Metric: M14X1,5

MODEL NO	BODY	YEAR	DIRECTION	OEM NO
A-CLASS	W177	2018-	Front Right Lower	1773307400
COMPONENTS	NUMBER	NAME	DIRECTION	OEM NO
	BC-ME-BS294	Control Arm Bushing	Front Inner	2473300600*, 2473300500, 1773307400*, 1773307300*

RODRUNNER REF NO: TC-M-1098

 ADAPTABLE **MERCEDES**
Control Arm and Ball Joint Assembly
**Steel Suspension W/
Variable Dampina**



Weight: 4,055 Length: 366,8 Bolt Metric: M14X1,5

MODEL NO	BODY	YEAR	DIRECTION	OEM NO
B-CLASS	W247	2019-	Front Right Lower	1773307400
COMPONENTS	NUMBER	NAME	DIRECTION	OEM NO
	BC-ME-BS294	Control Arm Bushing	Front Inner	2473300600*, 2473300500, 1773307400*, 1773307300*

RODRUNNER REF NO: TC-M-1099

 ADAPTABLE **MERCEDES**
Control Arm and Ball Joint Assembly
**Steel Suspension W/
Variable Dampina**



Weight: 4,055 Length: 366,8 Bolt Metric: M14X1,5

MODEL NO	BODY	YEAR	DIRECTION	OEM NO
A-CLASS	W177	2018-	Front Left Lower	1773307300
COMPONENTS	NUMBER	NAME	DIRECTION	OEM NO
	BC-ME-BS294	Control Arm Bushing	Front Inner	2473300600*, 2473300500, 1773307400*, 1773307300*

RODRUNNER REF NO: TC-M-1099

 ADAPTABLE **MERCEDES**
Control Arm and Ball Joint Assembly
**Steel Suspension W/
Variable Dampina**


Weight: 4,055 Length: 366,8 Bolt Metric: M14X1,5

MODEL NO	BODY	YEAR	DIRECTION	OEM NO
B-CLASS	W247	2019-	Front Left Lower	1773307300
COMPONENTS	NUMBER	NAME	DIRECTION	OEM NO
	BC-ME-BS294	Control Arm Bushing	Front Inner	2473300600*, 2473300500, 1773307400*, 1773307300*

RODRUNNER REF NO: TR-M-1121

 ADAPTABLE **MERCEDES**
Tie Rod End


Weight: 0,926 Length: 181 Bolt Metric: M14X1,5 Housing Metric: M16X1,5

MODEL NO	BODY	YEAR	DIRECTION	OEM NO
EQE	V295	2022-	Front Right	2974608600

RODRUNNER REF NO: TR-M-1122

 ADAPTABLE **MERCEDES**
Tie Rod End


Weight: 0,926 Length: 181 Bolt Metric: M14X1,5 Housing Metric: M16X1,5

MODEL NO	BODY	YEAR	DIRECTION	OEM NO
EQE	V295	2022-	Front Left	2974608500

RODRUNNER REF NO: TC-M-1218

 ADAPTABLE **MERCEDES**
Control Arm and Ball Joint Assembly


Weight: 4,047 Length: 388 Bolt Metric: M14X1,5

MODEL NO	BODY	YEAR	DIRECTION	OEM NO
EQA	1st Gen	2021-	Front Right	2473308802
COMPONENTS	NUMBER	NAME	DIRECTION	OEM NO
	BC-ME-BS294	Control Arm Bushing	Front Inner	2473300600*, 2473300500, 1773307400*, 1773307300*

RODRUNNER REF NO: TC-M-1218

 ADAPTABLE **MERCEDES**
Control Arm and Ball Joint Assembly



Weight: 4,047 Length: 388 Bolt Metric: M14X1,5

MODEL NO	BODY	YEAR	DIRECTION	OEM NO
GLA-CLASS	H247	2020-	Front Right	2473308802
COMPONENTS	NUMBER	NAME	DIRECTION	OEM NO
	BC-ME-BS294	Control Arm Bushing	Front Inner	2473300600*, 2473300500, 1773307400*, 1773307300*

RODRUNNER REF NO: TC-M-1218

 ADAPTABLE **MERCEDES**
Control Arm and Ball Joint Assembly


Weight: 4,047 Length: 388 Bolt Metric: M14X1,5

MODEL NO	BODY	YEAR	DIRECTION	OEM NO
GLB-CLASS	X247	2019-	Front Right	2473308802
COMPONENTS	NUMBER	NAME	DIRECTION	OEM NO
	BC-ME-BS294	Control Arm Bushing	Front Inner	2473300600*, 2473300500, 1773307400*, 1773307300*

RODRUNNER REF NO: TC-M-1219

 ADAPTABLE **MERCEDES**
Control Arm and Ball Joint Assembly


Weight: 4,047 Length: 388 Bolt Metric: M14X1,5

MODEL NO	BODY	YEAR	DIRECTION	OEM NO
EQA	1st Gen	2021-	Front Left	2473308702
COMPONENTS	NUMBER	NAME	DIRECTION	OEM NO
	BC-ME-BS294	Control Arm Bushing	Front Inner	2473300600*, 2473300500, 1773307400*, 1773307300*

RODRUNNER REF NO: TC-M-1219

 ADAPTABLE **MERCEDES**
Control Arm and Ball Joint Assembly



Weight: 4,047 Length: 388 Bolt Metric: M14X1,5

MODEL NO	BODY	YEAR	DIRECTION	OEM NO
GLA-CLASS	H247	2020-	Front Left	2473308702
COMPONENTS	NUMBER	NAME	DIRECTION	OEM NO
	BC-ME-BS294	Control Arm Bushing	Front Inner	2473300600*, 2473300500, 1773307400*, 1773307300*

RODRUNNER REF NO: TC-M-1219

 ADAPTABLE **MERCEDES**
Control Arm and Ball Joint Assembly


Weight: 4,047 Length: 388 Bolt Metric: M14X1,5

MODEL NO	BODY	YEAR	DIRECTION	OEM NO
GLB-CLASS	X247	2019-	Front Left	2473308702
COMPONENTS	NUMBER	NAME	DIRECTION	OEM NO
	BC-ME-BS294	Control Arm Bushing	Front Inner	2473300600*, 2473300500, 1773307400*, 1773307300*

RODRUNNER REF NO: AJ-SU-1003

 ADAPTABLE **SUBARU**
Tie Rod


Weight: 0,688 Length: 360 Bolt Metric: M14X1,5 Housing Metric: M20X1,5

MODEL NO	BODY	YEAR	DIRECTION	OEM NO
ASCENT	WM	2019-	Front	34160XC01A

RODRUNNER REF NO: LS-V-976

ADAPTABLE VOLKSWAGEN

Stabilizer Bar Link

RWD



Weight: 0,498 Length: 140

MODEL NO	BODY	YEAR	DIRECTION	OEM NO
CRAFTER	Typ SY/SZ	2017-	Rear	2N0505465A

RODRUNNER REF NO: LS-V-986

ADAPTABLE VOLKSWAGEN

Stabilizer Bar Link


Weight: 0,286 Length: 200,6 Bolt Metric: M12X1,5




MODEL NO	BODY	YEAR	DIRECTION	OEM NO
CADDY	Type SB	2020-	Rear	5R3505465D

RODRUNNER REF NO: TC-V-988

ADAPTABLE VOLKSWAGEN

Control Arm and Ball Joint Assembly


Weight: 4,266 Length: 369 Bolt Metric: M12X1,5



MODEL NO	BODY	YEAR	DIRECTION	OEM NO
ID.4	E21	2021-	Front Right Lower	1EA407152A
COMPONENTS	NUMBER	NAME	DIRECTION	OEM NO
	BJ-V-1034	Suspension Ball Joint	Front	1EA407365A
	BC-VW-BS165	Control Arm Bushing	Front Inner	1EA407152B*
	BC-VW-BS166	Control Arm Bushing	Front Outer	1EA407152B*

RODRUNNER REF NO: TC-V-988S

ADAPTABLE VOLKSWAGEN

Control Arm





Weight: 3,59 Length: 305,5

MODEL NO	BODY	YEAR	DIRECTION	OEM NO
ID.4	E21	2021-	Front Right Lower	1EA407152A*
COMPONENTS	NUMBER	NAME	DIRECTION	OEM NO
	BC-VW-BS165	Control Arm Bushing	Front Inner	1EA407152B*
	BC-VW-BS166	Control Arm Bushing	Front Outer	1EA407152B*

RODRUNNER REF NO: TC-V-989

 ADAPTABLE **VOLKSWAGEN**
**Control Arm and Ball Joint
 Assembly**




Weight: 4,266 Length: 369 Bolt Metric: M12X1,5

MODEL NO	BODY	YEAR	DIRECTION	OEM NO
ID.4	E21	2021-	Front Left Lower	1EA407151A
COMPONENTS	NUMBER	NAME	DIRECTION	OEM NO
	BJ-V-1034	Suspension Ball Joint	Front	1EA407365A
	BC-VW-BS165	Control Arm Bushing	Front Inner	1EA407152B*
	BC-VW-BS166	Control Arm Bushing	Front Outer	1EA407152B*

RODRUNNER REF NO: TC-V-989S

 ADAPTABLE **VOLKSWAGEN**
Control Arm


Weight: 3,59 Length: 305,5

MODEL NO	BODY	YEAR	DIRECTION	OEM NO
ID.4	E21	2021-	Front Left Lower	1EA407151A*
COMPONENTS	NUMBER	NAME	DIRECTION	OEM NO
	BC-VW-BS165	Control Arm Bushing	Front Inner	1EA407152B*
	BC-VW-BS166	Control Arm Bushing	Front Outer	1EA407152B*

RODRUNNER REF NO: TC-VO-988

 ADAPTABLE **VOLVO**
Lateral Arm



Weight: 0,691 Length: 328,2

MODEL NO	BODY	YEAR	DIRECTION	OEM NO
S60	3rd Gen	2019-	Rear Lower	31387207
COMPONENTS	NUMBER	NAME	DIRECTION	OEM NO
	BC-VO-BS049	Lateral Arm Bushing	Rear Lower Forward	31387207*

RODRUNNER REF NO: TC-VO-988

 ADAPTABLE **VOLVO**
Lateral Arm


Weight: 0,691 Length: 328,2

MODEL NO	BODY	YEAR	DIRECTION	OEM NO
S90	2nd Gen	2016-	Rear Lower	31387207
COMPONENTS	NUMBER	NAME	DIRECTION	OEM NO
	BC-VO-BS049	Lateral Arm Bushing	Rear Lower Forward	31387207*

RODRUNNER REF NO: TC-VO-988

 ADAPTABLE **VOLVO**
Lateral Arm



Weight: 0,691 Length: 328,2

MODEL NO	BODY	YEAR	DIRECTION	OEM NO
V60	2nd Gen	2019-	Rear Lower	31387207
COMPONENTS	NUMBER	NAME	DIRECTION	OEM NO
	BC-VO-BS049	Lateral Arm Bushing	Rear Lower Forward	31387207*

RODRUNNER REF NO: TC-VO-988

 ADAPTABLE **VOLVO**
Lateral Arm


Weight: 0,691 Length: 328,2

MODEL NO	BODY	YEAR	DIRECTION	OEM NO
V90	II	2016-	Rear Lower	31387207
COMPONENTS	NUMBER	NAME	DIRECTION	OEM NO
	BC-VO-BS049	Lateral Arm Bushing	Rear Lower Forward	31387207*