

new items

July 2024

* Bu dökümandaki tüm ürün açıklamaları, parça numaraları ve veriler sadece bilgi amaçlıdır. All product descriptions, part number and data included in this document are used for information



RODRUNNER

STEERING & SUSPENSION PARTS

www.rodrunnerparts.com

RODRUNNER REF NO: LS-AF-446A

 ADAPTABLE **ALFA ROMEO**
Stabilizer Bar Link

 Steel Type / From 1-13
 -17
YEAR ONLY
2018-2024


Weight: 334 Length: 110 Bolt Metric: M12X1,75

MODEL NO	BODY	YEAR	DIRECTION	OEM NO
GIULIA	952	2016-	Rear	50548354, 68357260AA

RODRUNNER REF NO: LS-AF-446A

 ADAPTABLE **ALFA ROMEO**
Stabilizer Bar Link

 Steel Type / From 1-13
 -17
YEAR ONLY
2018-2024




Weight: 334 Length: 110 Bolt Metric: M12X1,75

MODEL NO	BODY	YEAR	DIRECTION	OEM NO
STELVIO	949	2017-	Rear	50548354, 68357260AA

RODRUNNER REF NO: TC-CR-138S

 ADAPTABLE **CHRYSLER**
Control Arm




Weight: 4.846 Length: 408,5

MODEL NO	BODY	YEAR	DIRECTION	OEM NO
TOWN & COUNTRY	5th Gen	2008-2016	Front Right Lower	4766910AL, 04766910AL
COMPONENTS	NUMBER	NAME	DIRECTION	OEM NO
	BC-SB 903	Control Arm Bushing	Front Outer	4766910AL*, 4766911AL*
	BC-SB 904	Control Arm Bushing	Front Left Lower Inner	4766910AL*, 4766911AL*

RODRUNNER REF NO: TC-CR-138S

 ADAPTABLE **DODGE**
Control Arm




Weight: 4.846 Length: 408,5

MODEL NO	BODY	YEAR	DIRECTION	OEM NO
GRAND CARAVAN	5th Gen	2008-2020	Front Right Lower	4766910AL, 04766910AL
COMPONENTS	NUMBER	NAME	DIRECTION	OEM NO
	BC-SB 903	Control Arm Bushing	Front Outer	4766910AL*, 4766911AL*
	BC-SB 904	Control Arm Bushing	Front Left Lower Inner	4766910AL*, 4766911AL*

RODRUNNER REF NO: TC-CR-139S

 ADAPTABLE **CHRYSLER**
Control Arm




Weight: 4.846 Length: 408,5

MODEL NO	BODY	YEAR	DIRECTION	OEM NO
TOWN & COUNTRY	5th Gen	2008-2016	Front Left Lower	4766911AL, 04766911AL
COMPONENTS	NUMBER	NAME	DIRECTION	OEM NO
	BC-SB 903	Control Arm Bushing	Front Outer	4766910AL*, 4766911AL*
	BC-SB 904	Control Arm Bushing	Front Left Lower Inner	4766910AL*, 4766911AL*

RODRUNNER REF NO: TC-CR-139S

 ADAPTABLE **DODGE**
Control Arm



Weight: 4.846 Length: 408,5

MODEL NO	BODY	YEAR	DIRECTION	OEM NO
GRAND CARAVAN	5th Gen	2008-2020	Front Left Lower	4766911AL, 04766911AL
COMPONENTS	NUMBER	NAME	DIRECTION	OEM NO
	BC-SB 903	Control Arm Bushing	Front Outer	4766910AL*, 4766911AL*
	BC-SB 904	Control Arm Bushing	Front Left Lower Inner	4766910AL*, 4766911AL*

RODRUNNER REF NO: TC-CR-558

 ADAPTABLE **CHRYSLER**
Control Arm and Ball Joint
AWD



Weight: 2.654 Length: 231,4 Bolt Metric: M12X1,75

MODEL NO	BODY	YEAR	DIRECTION	OEM NO
300	1st Gen	2005-2010	Front Right Upper	4895668AB
COMPONENTS	NUMBER	NAME	DIRECTION	OEM NO
	BC-SB 483	Control Arm Bushing	Front Upper	68045130AE*, 4782666AE*, 4895668AB*, 4895669AB*

RODRUNNER REF NO: TC-CR-558

 ADAPTABLE **DODGE**
Control Arm and Ball Joint
AWD
**YEAR ONLY
2011-2014**


Weight: 2.654 Length: 231,4 Bolt Metric: M12X1,75

MODEL NO	BODY	YEAR	DIRECTION	OEM NO
CHARGER	7th Gen	2011-	Front Right Upper	4895668AB
COMPONENTS	NUMBER	NAME	DIRECTION	OEM NO
	BC-SB 483	Control Arm Bushing	Front Upper	68045130AE*, 4782666AE*, 4895668AB*, 4895669AB*


RODRUNNER REF NO: TC-CR-558

 ADAPTABLE **DODGE**
Control Arm and Ball Joint

AWD

**YEAR ONLY
2015-**


Weight: 2.654 Length: 231,4 Bolt Metric: M12X1,75

MODEL NO	BODY	YEAR	DIRECTION	OEM NO
CHALLENGER	3rd Gen	2008-	Front Right Upper	4895668AB
COMPONENTS	NUMBER	NAME	DIRECTION	OEM NO
	BC-SB 483	Control Arm Bushing	Front Upper	68045130AE*, 4782666AE*, 4895668AB*, 4895669AB*


RODRUNNER REF NO: TC-CR-558

 ADAPTABLE **DODGE**
Control Arm and Ball Joint

AWD




Weight: 2.654 Length: 231,4 Bolt Metric: M12X1,75

MODEL NO	BODY	YEAR	DIRECTION	OEM NO
MAGNUM	2nd Gen	2004-2009	Front Right Upper	4895668AB
COMPONENTS	NUMBER	NAME	DIRECTION	OEM NO
	BC-SB 483	Control Arm Bushing	Front Upper	68045130AE*, 4782666AE*, 4895668AB*, 4895669AB*

RODRUNNER REF NO: TC-CR-559

 ADAPTABLE **CHRYSLER**
Control Arm and Ball Joint
AWD



Weight: 2.654 Length: 231,4 Bolt Metric: M12X1,75

MODEL NO	BODY	YEAR	DIRECTION	OEM NO
300	1st Gen	2005-2010	Front Left Upper	4895669AB
COMPONENTS	NUMBER	NAME	DIRECTION	OEM NO
	BC-SB 483	Control Arm Bushing	Front Upper	68045130AE*, 4782666AE*, 4895668AB*, 4895669AB*

RODRUNNER REF NO: TC-CR-559

 ADAPTABLE **DODGE**
Control Arm and Ball Joint
AWD
**YEAR ONLY
2011-2014**


Weight: 2.654 Length: 231,4 Bolt Metric: M12X1,75

MODEL NO	BODY	YEAR	DIRECTION	OEM NO
CHARGER	7th Gen	2011-	Front Left Upper	4895669AB
COMPONENTS	NUMBER	NAME	DIRECTION	OEM NO
	BC-SB 483	Control Arm Bushing	Front Upper	68045130AE*, 4782666AE*, 4895668AB*, 4895669AB*


RODRUNNER REF NO: TC-CR-559

 ADAPTABLE **DODGE**
Control Arm and Ball Joint

AWD

**YEAR ONLY
2015-**


Weight: 2.654 Length: 231,4 Bolt Metric: M12X1,75

MODEL NO	BODY	YEAR	DIRECTION	OEM NO
CHALLENGER	3rd Gen	2008-	Front Left Upper	4895669AB
COMPONENTS	NUMBER	NAME	DIRECTION	OEM NO
	BC-SB 483	Control Arm Bushing	Front Upper	68045130AE*, 4782666AE*, 4895668AB*, 4895669AB*


RODRUNNER REF NO: TC-CR-559

 ADAPTABLE **DODGE**
Control Arm and Ball Joint

AWD



Weight: 2.654 Length: 231,4 Bolt Metric: M12X1,75

MODEL NO	BODY	YEAR	DIRECTION	OEM NO
MAGNUM	2nd Gen	2004-2009	Front Left Upper	4895669AB
COMPONENTS	NUMBER	NAME	DIRECTION	OEM NO
	BC-SB 483	Control Arm Bushing	Front Upper	68045130AE*, 4782666AE*, 4895668AB*, 4895669AB*

RODRUNNER REF NO: AJ-CY-103

 ADAPTABLE **CHERY**
Steering Tie Rod


Weight: 552 Length: 266 Bolt Metric: M14X1,5 Housing Metric: M14X1,5

MODEL NO	BODY	YEAR	DIRECTION	OEM NO
TIGGO 7		2020-	Front	201000005AA

RODRUNNER REF NO: AJ-CY-113

 ADAPTABLE **CHERY**
Steering Tie Rod


Weight: 546 Length: 266 Bolt Metric: M14X1,5 Housing Metric: M14X1,5

MODEL NO	BODY	YEAR	DIRECTION	OEM NO
TIGGO 8		2020-	Front	201000216AA, 201000733AA

RODRUNNER REF NO: TR-CY-121

 ADAPTABLE **CHERY**
Steering Tie Rod End

Pro Type



Weight: 746 Length: 205 Bolt Metric: M12X1,5 Housing Metric: M14X1,5

MODEL NO	BODY	YEAR	DIRECTION	OEM NO
TIGGO 8		2020-	Front Right	201000731AA

RODRUNNER REF NO: TR-CY-122

 ADAPTABLE **CHERY**
Steering Tie Rod End

Pro Type



Weight: 746 Length: 205 Bolt Metric: M12X1,5 Housing Metric: M14X1,5

MODEL NO	BODY	YEAR	DIRECTION	OEM NO
TIGGO 8		2020-	Front Left	201000732AA

RODRUNNER REF NO: TR-CY-131

 ADAPTABLE **CHERY**
Steering Tie Rod End


Weight: 744 Length: 205 Bolt Metric: M12X1,5 Housing Metric: M14X1,5

MODEL NO	BODY	YEAR	DIRECTION	OEM NO
TIGGO 8		2020-	Front Right	201000007AA

RODRUNNER REF NO: TR-CY-132

 ADAPTABLE **CHERY**
Steering Tie Rod End


Weight: 744 Length: 205 Bolt Metric: M12X1,5 Housing Metric: M14X1,5

MODEL NO	BODY	YEAR	DIRECTION	OEM NO
TIGGO 8		2020-	Front Left	201000006AA

RODRUNNER REF NO: BJ-FO-224

 ADAPTABLE **FORD**
Ball Joint


Weight: 795 Length: 101 Bolt Metric: M18X1,5

MODEL NO	BODY	YEAR	DIRECTION	OEM NO
F-250 SUPER DUTY	P356	2008-2010	Front	K500262, 5C3Z3050CA, 8C3Z3050C, 8C3Z3050F

RODRUNNER REF NO: BJ-FO-224

 ADAPTABLE **FORD**
Ball Joint


Weight: 795 Length: 101 Bolt Metric: M18X1,5

MODEL NO	BODY	YEAR	DIRECTION	OEM NO
F-350 SUPER DUTY	P356	2008-2010	Front	K500262, 5C3Z3050CA, 8C3Z3050C, 8C3Z3050F

RODRUNNER REF NO: BJ-FO-224

ADAPTABLE **FORD**

Ball Joint

Front At Track Bar; 4WD



Weight: 795 Length: 101 Bolt Metric: M18X1,5

MODEL NO	BODY	YEAR	DIRECTION	OEM NO
F-450 SUPER DUTY	2nd Gen	2008-2010	Front	K500262, 5C3Z3050CA, 8C3Z3050C, 8C3Z3050F

RODRUNNER REF NO: BJ-FO-224

ADAPTABLE **FORD**

Ball Joint

Front At Track Bar; 4WD



Weight: 795 Length: 101 Bolt Metric: M18X1,5

MODEL NO	BODY	YEAR	DIRECTION	OEM NO
F-550 SUPER DUTY	3rd Gen	2005-2016	Front	K500262, 5C3Z3050CA, 8C3Z3050C, 8C3Z3050F

RODRUNNER REF NO: AJ-HY-113

 ADAPTABLE **HYUNDAI**
Steering Tie Rod
AWD


Weight: 750 Length: 290 Bolt Metric: M16X1,5 Housing Metric: M16X1,5

MODEL NO	BODY	YEAR	DIRECTION	OEM NO
PALISADE	LX2	2020-	Front	57726S8100

RODRUNNER REF NO: AJ-HY-123

 ADAPTABLE **HYUNDAI**
Steering Tie Rod
FWD



Weight: 730 Length: 276,5 Bolt Metric: M16X1,5 Housing Metric: M16X1,5

MODEL NO	BODY	YEAR	DIRECTION	OEM NO
PALISADE	LX2	2020-	Front	57726S8000

RODRUNNER REF NO: TC-M-1238

 ADAPTABLE **MERCEDES**
Control Arm



Weight: 6.492 Length: 426

MODEL NO	BODY	YEAR	DIRECTION	OEM NO
GLE-CLASS	W167	2019-	Front Right Lower	A1673300800, 1673300800
COMPONENTS	NUMBER	NAME	DIRECTION	OEM NO
	BC-SB 437	Control Arm Bushing	Front Lower Center	5168158AA*, 5168159AA*, 1673309401*, 1673309301*

RODRUNNER REF NO: TC-M-1238

 ADAPTABLE **MERCEDES**
Control Arm



Weight: 6.492 Length: 426

MODEL NO	BODY	YEAR	DIRECTION	OEM NO
GLS-CLASS	X167	2020-	Front Right Lower	A1673300800, 1673300800
COMPONENTS	NUMBER	NAME	DIRECTION	OEM NO
	BC-SB 437	Control Arm Bushing	Front Lower Center	5168158AA*, 5168159AA*, 1673309401*, 1673309301*

RODRUNNER REF NO: TC-M-1239

 ADAPTABLE **MERCEDES**
Control Arm


Weight: 6.492 Length: 426

MODEL NO	BODY	YEAR	DIRECTION	OEM NO
GLE-CLASS	W167	2019-	Front Left Lower	A1673300700, 1673300700
COMPONENTS	NUMBER	NAME	DIRECTION	OEM NO
	BC-SB 437	Control Arm Bushing	Front Lower Center	5168158AA*, 5168159AA*, 1673309401*, 1673309301*

RODRUNNER REF NO: TC-M-1239

 ADAPTABLE **MERCEDES**
Control Arm



Weight: 6.492 Length: 426

MODEL NO	BODY	YEAR	DIRECTION	OEM NO
GLS-CLASS	X167	2020-	Front Left Lower	A1673300700, 1673300700
COMPONENTS	NUMBER	NAME	DIRECTION	OEM NO
	BC-SB 437	Control Arm Bushing	Front Lower Center	5168158AA*, 5168159AA*, 1673309401*, 1673309301*

RODRUNNER REF NO: TC-M-1368

 ADAPTABLE **MERCEDES**
Control Arm and Ball Joint



Weight: 2.780 Length: 412,5 Bolt Metric: M16X1,5

MODEL NO	BODY	YEAR	DIRECTION	OEM NO
S-CLASS	W223	2020-	Front Right Lower Forward	2233301600
COMPONENTS	NUMBER	NAME	DIRECTION	OEM NO
	BC-ME-BS328	Control Arm Bushing	Front Lower	2233304803*, 2233304703*

RODRUNNER REF NO: TC-M-1369

 ADAPTABLE **MERCEDES**
Control Arm and Ball Joint


Weight: 2.780 Length: 412,5 Bolt Metric: M16X1,5

MODEL NO	BODY	YEAR	DIRECTION	OEM NO
S-CLASS	W223	2020-	Front Left Lower Forward	2233301500
COMPONENTS	NUMBER	NAME	DIRECTION	OEM NO
	BC-ME-BS328	Control Arm Bushing	Front Lower	2233304803*, 2233304703*

RODRUNNER REF NO: BJ-MG-124K

 ADAPTABLE **MG**
Ball Joint Kit



Weight: 1,011 Length: 99,7 Bolt Metric: M16X1,5

MODEL NO	BODY	YEAR	DIRECTION	OEM NO
HS		2019-	Front	10684736*, 10684726*, 10349585*

RODRUNNER REF NO: TC-SZ-658

 ADAPTABLE **SUZUKI**
Control Arm and Ball Joint


Weight: 2.116 Length: 302 Bolt Metric: M12X1,25

MODEL NO	BODY	YEAR	DIRECTION	OEM NO
IGNIS	MF	2016-	Front Right	4520162R00
COMPONENTS	NUMBER	NAME	DIRECTION	OEM NO
	BJ-SZ-614	Ball Joint	Front	4520162R00*, 4520262R00*

RODRUNNER REF NO: TC-SZ-658S

 ADAPTABLE **SUZUKI**
Control Arm


Weight: 1.828 Length: 302

MODEL NO	BODY	YEAR	DIRECTION	OEM NO
IGNIS	MF	2016-	Front Right	4520162R00

RODRUNNER REF NO: TC-SZ-659

 ADAPTABLE **SUZUKI**
Control Arm and Ball Joint


Weight: 2.116 Length: 302 Bolt Metric: M12X1,25

MODEL NO	BODY	YEAR	DIRECTION	OEM NO
IGNIS	MF	2016-	Front Left	4520262R00
COMPONENTS	NUMBER	NAME	DIRECTION	OEM NO
	BJ-SZ-614	Ball Joint	Front	4520162R00*, 4520262R00*

RODRUNNER REF NO: TC-SZ-659S

 ADAPTABLE **SUZUKI**
Control Arm


Weight: 1.828 Length: 302

MODEL NO	BODY	YEAR	DIRECTION	OEM NO
IGNIS	MF	2016-	Front Left	4520262R00

RODRUNNER REF NO: TC-T-1028S

 ADAPTABLE **TOYOTA**
Control Arm

 Base Model, Pre-Runner
 Type


Weight: 6.354 Length: 369,9

MODEL NO	BODY	YEAR	DIRECTION	OEM NO
TACOMA	N220/N240/N250/N260/N270	2005-2015	Front Right Lower	4806804040

RODRUNNER REF NO: TC-T-1029S

 ADAPTABLE **TOYOTA**
Control Arm

 Base Model, Pre-Runner
 Type


Weight: 6.354 Length: 369,9

MODEL NO	BODY	YEAR	DIRECTION	OEM NO
TACOMA	N220/N240/N250/N260/N270	2005-2015	Front Left Lower	4806904040

RODRUNNER REF NO: LS-T-116A

 ADAPTABLE **TOYOTA**
Stabilizer Bar Link


Weight: 354 Length: 330 Bolt Metric: M12X1,25

MODEL NO	BODY	YEAR	DIRECTION	OEM NO
YARIS CROSS	XP210	2020-	Front	48820K0010